





**REVISED BUDGET ESTIMATE
2014 - 2015**

DUM DUM MUNICIPALITY



Form 1(d)							
[Vide Rule 27]							
Major Account Headwise Budget							
Dum Dum Municipality							
Major Account Headwise Revised Budget for the Year 2014 - 2015							Rs. In lakh
Sl.no.	Major Account Head	code	Actual for the previous year 2012 - 13	Actual for 2013 -14	Actual for Six months 2014- 15	Budget Estimate for 2014 - 15	Revised Budget Estimate for 2014 - 15
1	2	3	4	5	6	7	8
	Revenue Receipts						
	Opening Balance					268.62	
	Tax Revenue	110	148.57	137.93	111.48	250.00	250.00
	Rental income from Municipal properties	130	24.14	22.18	12.24	25.00	25.00
	Fees and User Charges	140	1,353.13	1,166.63	889.66	950.00	1,175.00
	Sale and hire Charges	150	14.01	9.88	5.46	10.00	10.00
	Revenue grants, contributions and subsidies	160	796.82	790.58	344.31	875.00	850.00
	Income from Investments	170	11.00	2.67	2.67	5.00	30.00
	Interest earned	171	55.89	47.84	2.20	45.00	15.00
	Other income	180	2.75	6.91	4.09	5.00	8.00
	TOTAL ::		2,406.31	2,184.62	1,372.11	2,433.62	2,363.00
	Revenue Expenditure						
	Establishment Expenses	210	1,020.12	936.29	528.55	1,100.00	1,100.00
	Administrative Expenses	220	18.54	17.66	8.61	14.00	18.00
	Operation and Maintenance	230	632.51	582.50	191.73	725.00	500.00
	Interest and Finance Charges	240	13.99	13.66	4.64	8.50	15.00
	Programme Expenses	250	3.50	3.89	1.55	2.00	4.00
	Revenue grants, Contributions and subsidies	260	77.72	85.90	59.62	135.00	135.00
	Miscellaneous Expenses	271	0.00	0.00	0.00	0.00	0.00
	Prior period items	280	0.00	0.00	0.00	0.00	0.00
	Basic Services to the Urban Poor :						
	Administrative Exp.		3.51	3.01	1.53	5.00	5.00
	Operation & Maintenance		233.94	204.68	67.37	175.00	175.00
	Programme Expenses		3.34	2.40	1.00	2.00	2.00
	Rev. Grants & Subsidies		51.81	54.92	39.75	65.00	80.00
	TOTAL ::		2,058.98	1,904.91	904.35	2,231.50	2,034.00
	Revenue Surplus/Deficit		347.33	279.72	468.08	202.12	329.00


Accountant
DUM DUM MUNICIPALITY.



Finance Officer
Dum Dum Municipality


Administrator
Dum Dum Municipality

							Rs. In lakh
							: 2 :
Sl.no.	Major Account Head	code	Actual for the previous year 2012 - 13	Actual for 2013 -14	Actual for Six months 2014 - 15	Budget Estimate for 2014 - 15	Revised Budget Estimate for 2014 - 15
1	2	3	4	5	6	7	8
	Capital Receipts						
	Municipal (General) Fund	310	150.00	100.00	100.00	100.00	150.00
	Earmarked Funds	311	58.38			52.00	52.00
	Grants, Contribution for specific purposes	320	353.45	271.37	164.10	300.00	350.00
	Grants for BSUP		0.00	22.35	236.90	0.00	0.00
	Secured loans	330	0.00	0.00	0.00	0.00	0.00
	Unsecured Loans	331	0.00	0.00	0.00	0.00	0.00
	Deposits Received	340	126.11	88.79	207.44	50.00	100.00
	Deposit Works	341	52.73	117.51	11.88	35.00	35.00
	Other Liabilities (Sundry Creditors)	350	75.00	75.00	60.00	75.00	60.00
	Provisions	360	0.00	0.00	0.00	0.00	0.00
	Encashment of F.D. for ICCU & Other Project		0.00	0.00	0.00	0.00	0.00
	Donation for ICCU & Other Project		106.25	119.28	137.36	125.00	160.00
	TOTAL ::		921.92	794.30	917.68	737.00	907.00
	Capital Expenditure						
	Fixed Assets	410	455.69	415.35	294.99	300.00	450.00
	ICCU & Other Project		0.00	0.00	0.00	5.00	5.00
	Mangal Pandey Bhavan		70.99	26.41	5.45	25.00	20.00
	Investment in General Fund	420	0.00	0.00	0.00	0.00	200.00
	Investment in Other Fund (M.P./M.L.A. etc.)	421	4.80	8.98	0.00	5.00	20.00
	Stock in hand	430	15.00	15.00	30.00	30.00	20.00
	Prepaid Expenses	440	0.25	0.25	0.15	0.35	0.35
	Loans, Advances and Deposits	460	0.00	0.00	13.45	10.00	20.00
	Other Assets	470	200.00	200.00	0.00	50.00	50.00
	Repayment of Loan for ICCU Project		33.36	33.36	16.68	33.36	33.36
	Basic Services to the Urban Poor :						
	Fixed Assets		197.81	178.06	120.49	150.00	210.00
	ICCU & Other Project		0.00	0.00	0.00	2.00	2.00
	Mangal Pandey Bhavan		24.99	6.90	0.86	5.00	5.00
	Investment in Other Fund		2.90	6.28	5.63	5.00	15.00
	Prepaid Expenses		0.20	0.20	0.10	0.10	0.25
	Slum Development		46.74	11.79	19.10	100.00	100.00
	TOTAL ::		1,052.73	890.79	506.90	720.81	1,150.96
	Capital Surplus/Deficit		(-) 130.81	(-) 84.07	149.48	16.19	(-) 243.96
	Total Surplus/Deficit		216.52	262.67	288.10	218.31	85.04


 Accountant
 DUM DUM MUNICIPALITY


 Finance Officer
 Dum Dum Municipality


 Administrator
 Dum Dum Municipality